

User Manual

for Kinetic Wall Switches

CUL 40031 65

CUL 40032 65

CUL 40033 65

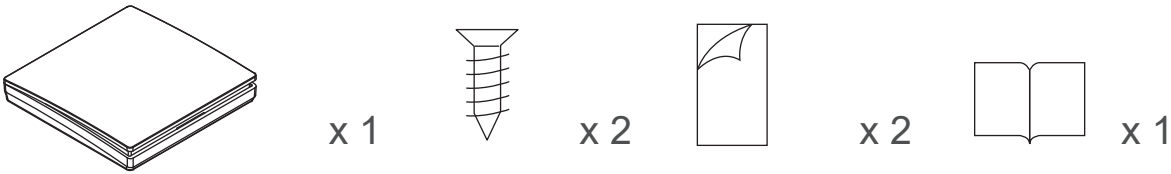
CUL 40034 65

CUL 40035 65

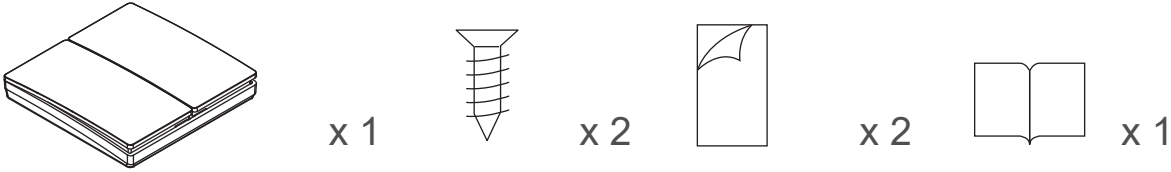
CUL 40036 65

A. What is in the box ?

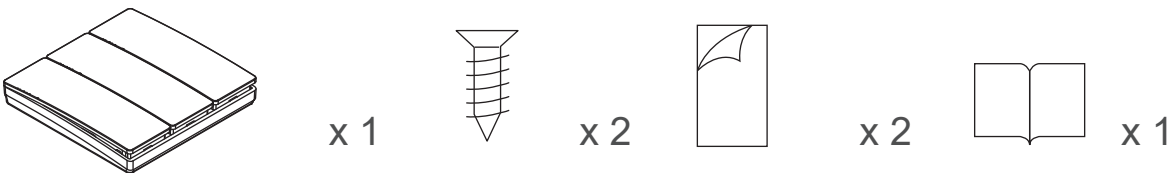
1 Gang:



or 2 Gang:

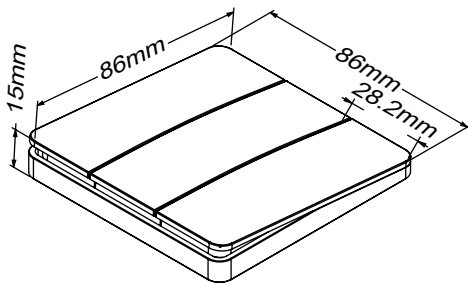
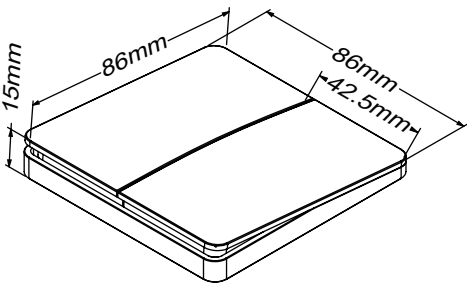
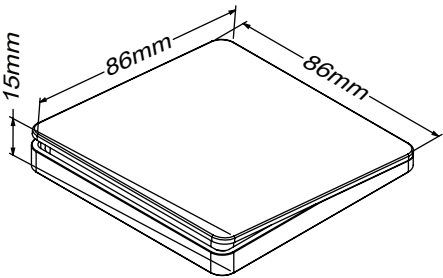


or 3 Gang:



B. Specifications

Dimensions:



Power Source:

Self Powered (Kinetic)

Radio Frenquency:

433 MHz

Switching Type:

Push Switch

Dimming Type:

Push Selected

Only available on 2 Gang Switch

IP Rating:

IP65

Body Material:

Polycarbonate

Transmission Range:

Outdoor 60m (no barrier)

Indoor 30m (plaster board; drywall)

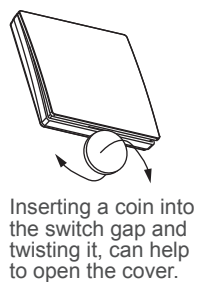
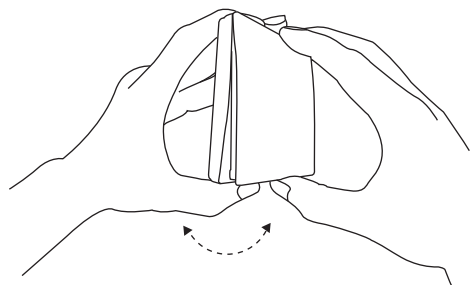
Indoor 15m (concrete, glass walls)

(Range may vary depending on surrounding situation)

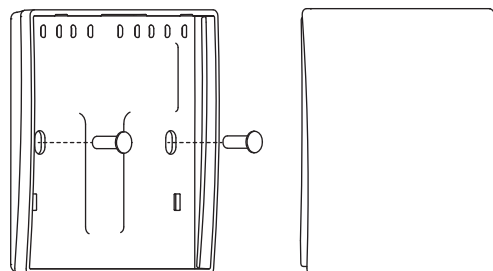
C. Installations

1. Screw Installation

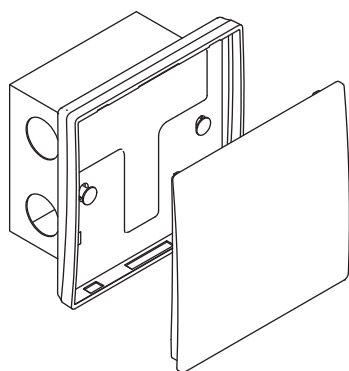
(a) Remove front cover;



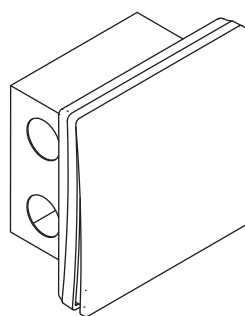
(b) Fix to back box;



(c) Reinstall front cover;

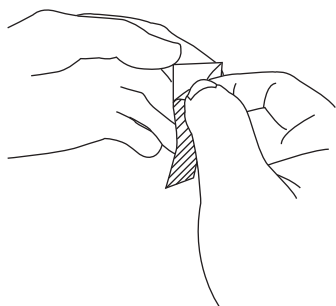


(d) Installation Completed.

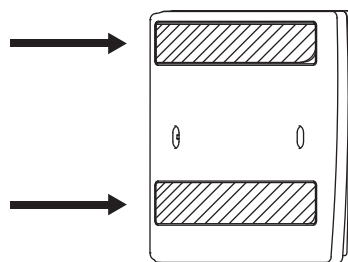


2. Surface Installation

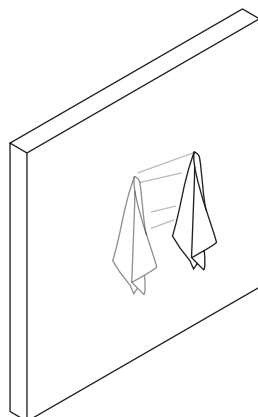
(a) Remove sticker cover;



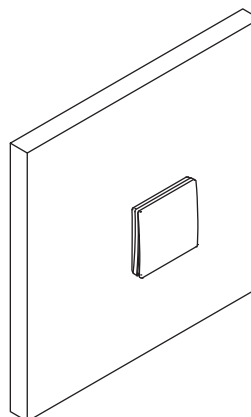
(b) Apply to the switch;




(c) Clean the surface



(d) Attach the switch to surface.



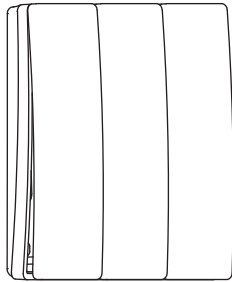
D. Operation



1 Gang




2 Gang

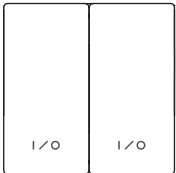


3 Gang

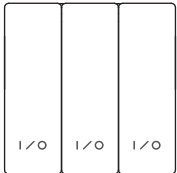
I/O ON / OFF Switch



1 Zone



2 Zone

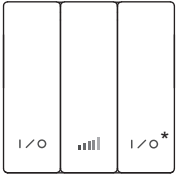


3 Zone

Dimmer Switch



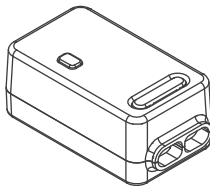
1 Zone



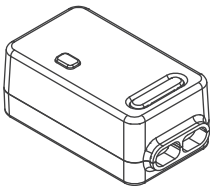
1 Zone

*works with another receiver

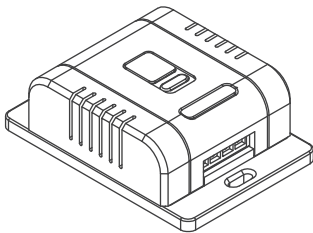
E. Compatible controllers (Order seperately.)



ON / OFF Receiver
CUL - 40038



ON / OFF Receiver
Tuya Wifi (2.4G)
CUL - 40039



Dimmer Receiver
Tuya Wifi (2.4G)
CUL - 40040